

COLOUR
COSMETICA
EST. 2000

Join the new breed of creatives



Certificate III *in* Nail Technology



NATIONALLY RECOGNISED
TRAINING
RTO CODE:
40055

SHB30321

+61 (0) 8 8232 5188

education@colourcosmetica.com

colourcosmetica

www.colourcosmetica.com

Study nail art and explore your creative practice through nail illustration, *that* develops your artistic voice with drawing *and* mark-making on long-lasting nails.



COURSE NAME

Certificate III in Nail Technology

COURSE CODE

SHB30321

CAREER OUTCOMES

Nail Technician
Spa or Salon Manicur and Pedicurist
Professional Nail Consultant
Mobile Nail Technician
Beautician
Salon Receptionist
Beauty Consultant
Salon Manager
Esthetician
Nail Salon Owner

Stay current on the chicest trends in nails, from red carpet manicures to notable runway moments - and how to create them.

From meticulous nail preparation to the very latest in acrylic and gel nail enhancement techniques, this is the course for the modern nail technician.

Certificate III in Nail Technology explores designing for nails working with jewelry investigating the decorative, intimate, meaningful, or symbolic quality of objects worn on the nails. Our nail course is intense, hands-on, and concise, it covers nail preparation and removal procedures, as well as acrylic, gel polish, and builder gel application techniques allowing you to grow your skills and begin an exciting new career. The most comprehensive nail technology course on the market.

Offering you the in-depth nail training you require to be a fully qualified and professional nail technician, we are also proud to provide continuous after-course support to help you along your new journey.

As the industry continues to grow, so do the opportunities for nail professionals. Join Colour Cosmetics Academy in its own thriving dynamic approach to the success of nail art.

From low-maintenance styles to elevated nail accessories be on top of the Nail game.

Full Fee

COURSE FEE	LOANS APPROVED & PAYMENT PLANS	DURATION	NOMINAL HOURS	NATIONALLY ACCREDITED	KIT & UNIFORM
\$9,000.00	Yes	1 year	595 Hours	Yes	Included

Skills SA*

COURSE FEE	PARTIALLY FUNDED	DURATION	NOMINAL HOURS	LOANS APPROVED & PAYMENT PLANS	NATIONALLY ACCREDITED	KIT & UNIFORM
\$5,460.00	Yes	1 year	595 Hours	Yes	Yes	Included

*SKILLS SA - South Australia needs skilled people in the growth areas of our economy. Check your eligibility on the <https://skills.sa.gov.au/> for subsidised training. You may be eligible for government subsidised training based on your employment and training level.

Why study with us?

Over the last 25+ years, we've worked with some of the most respected experts in the fashion industry and over thousands creative professionals from over 10 different countries.

We've developed each course to help you become this new breed of creative – and claim your place in the industry of the future. Take a look at what the next months could hold for you.

Entry Requirements

Eligibility criteria applies.
www.skills.sa.gov.au

Applicants must be aged **16 or over**.

Not eligible for VET in school students as part of SACE.










Applicants are expected to have literacy and numeracy skills at Year 10 or Australian Core Skills Framework Level 2.

Apprenticeship and Traineeship applicants must be currently employed under a training contract and referred by their employer.

LLN Assessment to be completed prior to enrollment.

We encourage you to register early, as spaces are limited.

Flexible, Online learning and hands on practical learning

-  **THEORY WORK**
Completed Online
-  **PRACTICAL WORK**
Choose 1-2 days on campus with one of our expert mentors
-  Work-Integrated-Learning
-  Student Salon Industry Training Sessions
-  Allocated Industry Experience
-  Performance coaching
-  Feedback and mentoring
-  Industry Insights
-  Community Engagement

Nominal Hours

<u>Classroom</u>
215 Hours
<u>Vocational Professional Placement</u>
155 Hours
<u>Homework/Assignments</u>
150 Hours
<u>Assessments</u>
75 Hours



Assessment is based on:

Hands-on work
Written assignments
The Studio Salon Assessments
Team projects
Industry placement

Have questions?

We're here for you.
Get personalised advice from our friendly Student Advisors via phone or [email](mailto:).

Details

Course

Join the new breed of creatives

Colour Cosmetics Academy reserves the right to change or substitute any competencies listed should it be required by any government regulatory body or if it is deemed that such change or substitution would enhance the course content.

WHAT WILL I STUDY?

Subjects *and* Units

To achieve a Certificate III in Nail Technology
15 units must be completed:

10 Core Units
5 Elective Units

Core Units

SHBBCCS005	Advise on beauty products and services
SHBBNLS007	Provide manicure and pedicure services
SHBBNLS009	Apply acrylic nail enhancements
SHBBNLS010	Apply nail art
SHBBNLS011	Use electric file equipment for nail services
SHBBRES003	Research and apply beauty industry information
SHBXCCS007	Conduct salon financial transactions
SHBXCCS008	Provide salon services to clients
SHBXIND003	Comply with organisational requirements within a personal services environment
SHBXWHS003	Apply safe hygiene, health and work practices

Business Focused

BSBESB304	Determine resource requirements for new business ventures
BSBESB401	Research and develop business plans
BSBESB404	Market new business ventures
BSBESB406	Establish operational strategies and procedures for new business ventures
BSBESB407	Manage finances for new business ventures

Nail Design Focused

SHBBNLS012	Apply advanced nail art
------------	-------------------------

Elective Units

Infection Control

HLTINF005	Maintain infection prevention for skin penetration treatments
SHBBINF002	Maintain infection control standards

BALMAIN
PARIS

MAC

MAKE-UP ATELIER
PARIS

Medik8 **MECCA**

HAIR COUTURE



Pathway options

A career as a nail tech can be fulfilling for a long time and can lead to owning your own business. It can also be a great position to launch your beauty career and give you access to many other job types in the beauty industry.

Some pathway options could be:

Junior

Eyelash and eyebrow technician

Most common qualification:
Certificate III in Beauty Services
(SHB30121)

Nail technician

Most common qualification:
Certificate III in Nail Technology
(SHB30315)

Beautician

Most common qualification:
Certificate III in Beauty Services
(SHB30121)

Mid

Beauty therapist

Most common qualification:
Certificate IV in Beauty Therapy
(SHB40121)

Makeup artist

Most common qualification:
Diploma of Beauty Therapy
(SHB50121)

Laser therapist

Most common qualification:
Certificate IV in Beauty Therapy
(SHB40121)

Special effects makeup artist

Most common qualification:
Diploma of Screen and Media
(Specialist Make-up Services)
(CUA51020)

Dermal therapist

Most common qualification:
Diploma of Beauty Therapy (SHB50121)

Senior

Dermal clinician

Most common qualification:
Bachelor of Health Science
(Dermal Therapies)

Salon manager

Most common qualification:
Diploma of Salon Management
(SHB50216)

Cosmetic nurse

Most common qualification:
Bachelor of Nursing

Laser technician

Most common qualification:
Diploma of Beauty Therapy
(SHB50121)



What makes a Good Nail Technician?

Qualities a Good Nail Technician Needs

01

Good communication and good conversation

Having good communication skills is not just important for getting a better understanding of what it is that your client needs. It is also important for practicing good conversation skills so that when you are with the client, you can chat up a storm. Often clients not only come to a nail technician to have their nails done up but also to have a bit of a social experience. If you want to become known as a good nail technician, then improve your talking skills. It is also important that you are always friendly.

02

Be precise and have a steady hand

The next important skill to have is to be precise with your application and to have a steady hand so that the manicure can be perfectly applied to the nails. If you can't be certain that each time you do a manicure the application and artwork will be precise, then you might have to give yourself extra time to practice.

03

Be reliable

Time management is important in the world of nail technicians and so is occasionally being flexible with your time. If you have a client who has become a regular and suddenly need your assistance urgently, making the space to see them can be what makes you quite popular with clients. And being reliable is just good business sense.

Have questions?

We're here for you.
Get personalised advice from our friendly Student Advisors via phone or [email](#).



EXISTING SKILLS AND KNOWLEDGE

Recognition of Prior Learning

Recognition of Prior Learning (RPL), formally recognises a person's existing skills and knowledge towards the achievement of a nationally recognised qualification or statement of attainment.

Skills may have been gained through:

Work experience

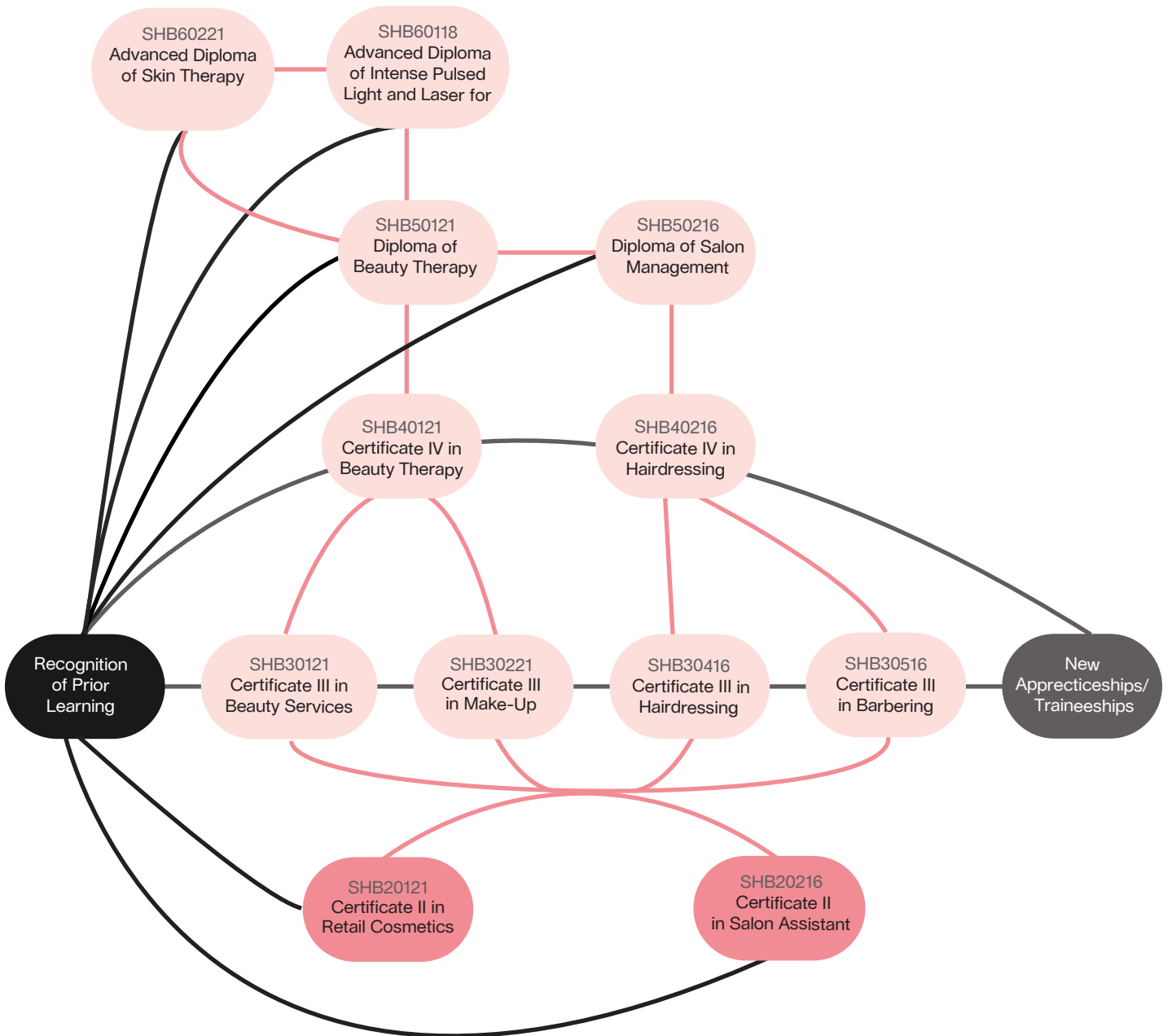
Formal training and education (you may be eligible for a credit transfer)

Informal training and education

General life experience

Voluntary work

Industry Pathways



NEW AGE EDUCATION

Eligibility Criteria

You may be eligible for subsidised training if you live or work in South Australia, and you are:

an Australian or New Zealand citizen a permanent Australian resident, or an eligible visa holder (See eligible visas below) and are:

16 years or over and not enrolled at school, OR

Enrolled in Year 10, 11 or 12 and employed in a Training Contract that combines VET and SACE or school-based curriculum, OR

Enrolled in Year 11, 12 or 13 and you are 16 or turning 16 years of age in the current year of enrolment, AND undertaking SACE or its equivalent

*Enrolment Conditions

Colour Cosmetica Academy is not accepting student/s who are enrolled in a State or Government Secondary School.

Only Private and Independent Secondary School Students can apply.

♥ Check if You're Eligible

To understand if you are eligible for subsidised training, please contact the Skills SA Infoline on 1800 673 097.

www.skills.sa.gov.au

🔗 About Student Eligibility

Getting a subsidised training place

Currently the South Australian Government is offering more opportunities for you to enrol in a course on the Subsidised Training List.

This means if you are eligible for a subsidised place:

you can access courses regardless of your prior qualifications you can undertake more than one course or short course any training completed during this period will not impact on your entitlement to access a subsidised training place.

School-enrolled students are entitled to access one Certificate II and one Certificate III course while at school.



Eligible Visas

- All permanent residency visa holders
- Skilled – Work Regional (subclass 491)
- Skilled – Regional (Provisional) Visa (subclass 489)
- Skilled Employer Sponsored Regional (subclass 494)
- Business Innovation and Investment (Provisional) Visa, subclass 188
- Safe Haven Enterprise Visa (SHEV), subclass 790
- Bridging Visa A, subclass 010*
- Bridging Visa E (BE), subclass 050 and 051*
- Temporary Protection Visa (TPV), subclass 785*
- Bridging Visa B (BVB), subclass 020*
- Bridging Visa F (BVF), subclass 060*
- Partner Visa (Temporary), subclass 820 and 309
- Temporary Humanitarian Stay visa (subclass 449)
- Temporary Humanitarian Concern (THC) visa (Subclass 786)

**Individuals on bridging visas are only eligible where they are waiting on the outcome of an application for a permanent visa or one of the temporary visas listed above.*

Visa holders with the following repealed provisional visas are also **eligible** for subsidised training:

- Skilled – Regional (Provisional) Visa (subclass 489)
- Skilled – Regional Sponsored Visa (subclass 475)
- Skilled – Regional Sponsored Visa (subclass 487)
- Skilled Independent – Regional (Provisional) Visa (subclass 495)
- Senior Executive (Provisional) Visa (subclass 161)
- Investor (Provisional) Visa (subclass 162)
- State/Territory Sponsored Business Owner (Provisional) Visa, subclass 163
- State/Territory Sponsored Senior Executive (Provisional) Visa, subclass 164
- State/Territory Sponsored Investor (Provisional) Visa, subclass 165

Foundation Skills

Before you start training, you may need help to brush up basic skills including reading, writing or numeracy. If you need to you can access fee free foundation skills bridging units or courses. Your training provider will let you know about foundation skills courses if you need them.

Bridging Units

To successfully complete your course, you may need additional learning. Bridging units assist covering gaps in your existing knowledge or skills to make sure you don't fall behind. If you need to you can study up to five subsidised bridging units.

National Skill Sets and Local Skill Sets

National skill sets are short courses made up of one or more units of competency from a training package that are designed to deliver specific technical skills.

Local skill sets are specifically designed as introductory training pathways that help students to find out more about an industry before starting a training course.

There is currently no limit on how many national skill sets or local skill sets an eligible student can access.



Enrollment Process

Step by Step

with you

Colour Cosmetics Academy

Join the new breed
of Creatives

⁰¹
Book an online
campus tour



⁰²
Submit your application via
our [website](http://www.colourcosmetica.com) (www.colourcosmetica.com)
or education@colourcosmetica.com
or call +61 (0) 8 8232 5188

⁰³
Your
application will
be reviewed




⁰⁴
If you are suitable
for your course
of choice and
fulfill the entry
requirements
you will receive
a course offer in
writing

⁰⁵
Start your new
journey



We have limited pots each year. Apply now to secure your spot.



COLOUR
COSMETICA
EST. 2000

of creatives Join the new breed